

GRADUATE RECORD EXAMINATIONS®

Practice General Test # 1

Figure Supplement:
Large Print (18 point)

Sections 4 and 5

Figures for:

Section 4

Example 2
Question 1
Question 4

Section 5

Example 2
Question 3
Question 5
Question 9
Question 13
Questions 14 to 16
Question 20



Copyright © 2023 by ETS. All rights reserved. ETS, the ETS logo, GRADUATE RECORD EXAMINATIONS, and GRE are registered trademarks of ETS in the United States and other countries.

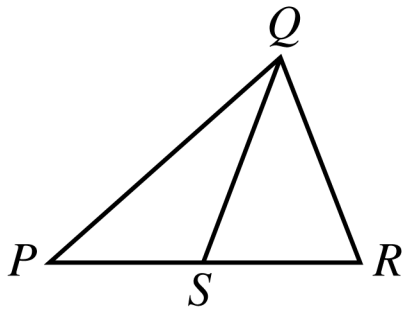


835784

NO TEST MATERIAL ON THIS PAGE

Section 4

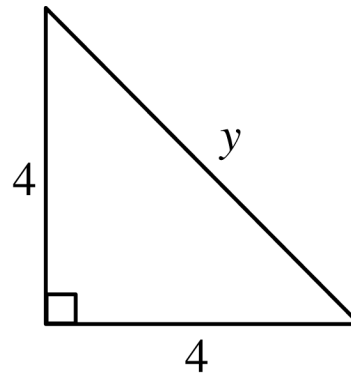
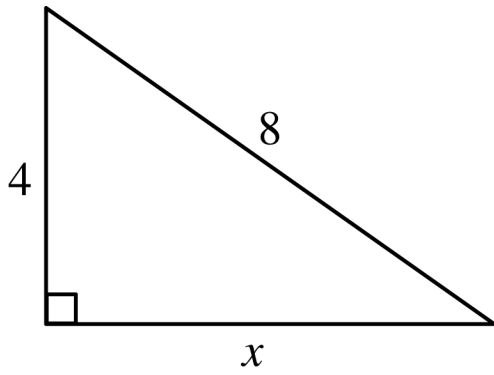
Figure for Example 2



NO TEST MATERIAL ON THIS PAGE

Section 4

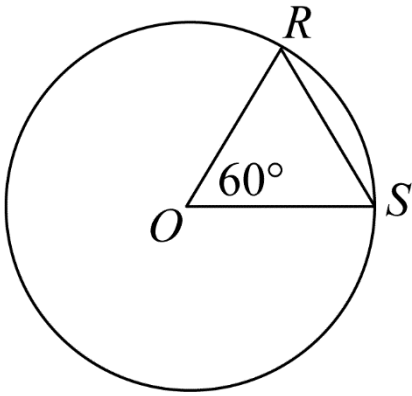
Figure for Question 1



NO TEST MATERIAL ON THIS PAGE

Section 4

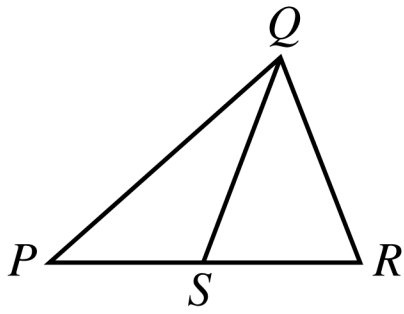
Figure for Question 4



NO TEST MATERIAL ON THIS PAGE

Section 5

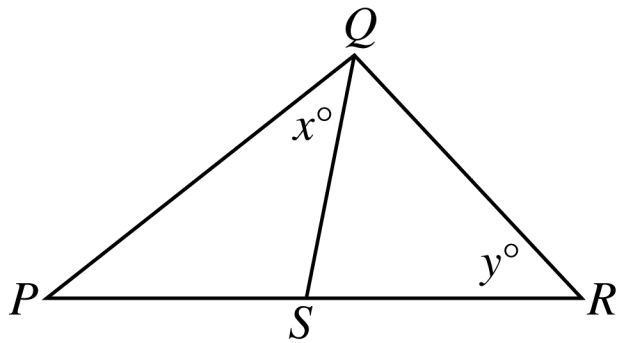
Figure for Example 2



NO TEST MATERIAL ON THIS PAGE

Section 5

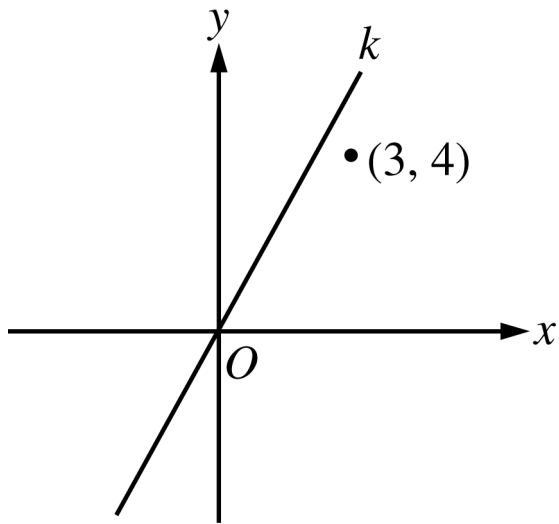
Figure for Question 3



NO TEST MATERIAL ON THIS PAGE

Section 5

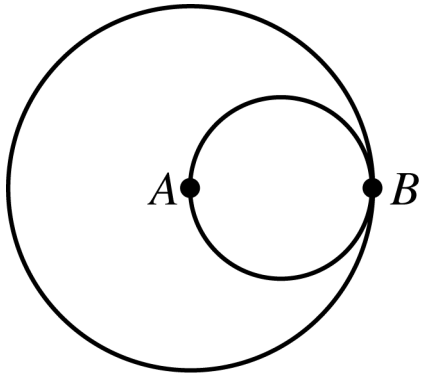
Figure for Question 5



NO TEST MATERIAL ON THIS PAGE

Section 5

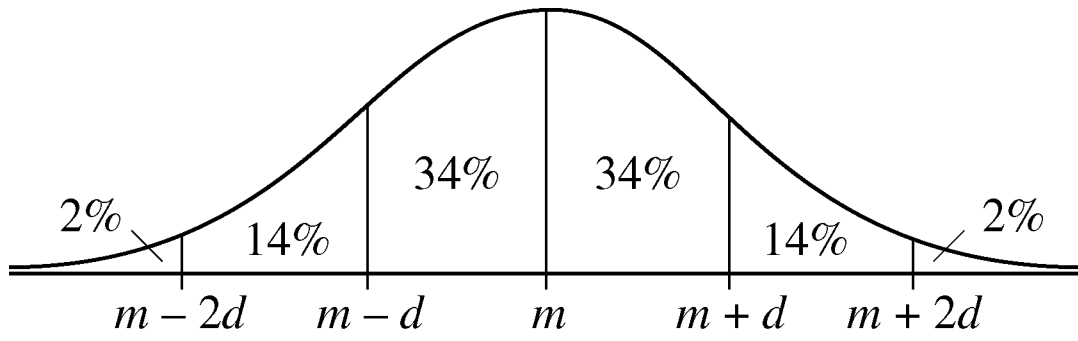
Figure for Question 9



NO TEST MATERIAL ON THIS PAGE

Section 5

Figure for Question 13



NO TEST MATERIAL ON THIS PAGE

Section 5

Tables for Questions 14 to 16

Student Enrollment at a Small College

Distribution of Enrollment by Class and Residency

Total Enrollment: 1,400

Class	Residents	Nonresidents
Freshmen	303	259
Sophomores	215	109
Juniors	182	88
Seniors	160	84
Total	860	540

Percent of Total Enrollment Majoring in Selected Academic Areas

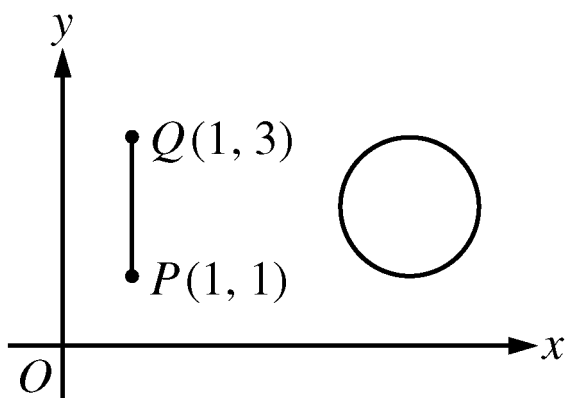
Area	Percent
Humanities	33%
Social sciences	30%
Physical sciences	24%

Note: No student is majoring in more than one area.

NO TEST MATERIAL ON THIS PAGE

Section 5

Figure for Question 20



NO TEST MATERIAL ON THIS PAGE

NO TEST MATERIAL ON THIS PAGE

